

# **The Damascus Wildlife Rangers**

Welcome to the **27<sup>th</sup> Season** of the Damascus Wildlife Rangers and the **8<sup>th</sup> Annual Cops&Cowboys Match!**

**Thank You To Everyone** who has chosen to either participate in this match, or who has made a Donation, to support this very worthy cause!

The following are the “Tentative” stages for Saturday, October 26, 2024.

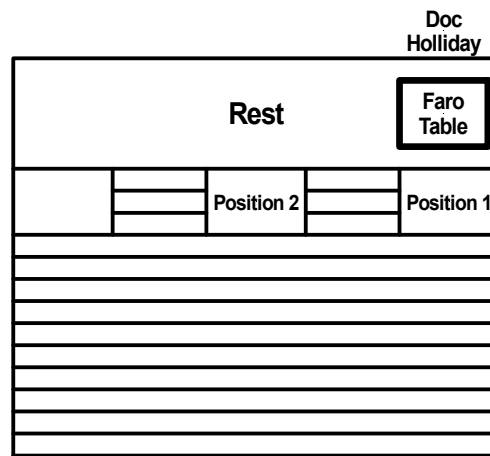
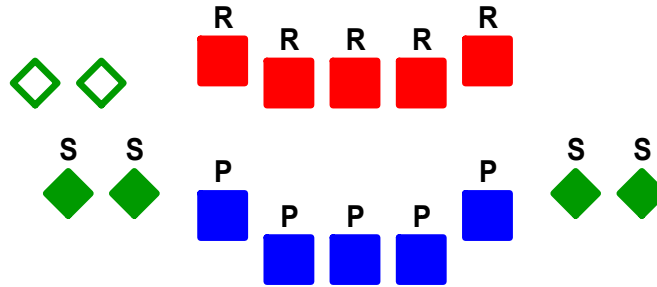
As usual, these stages are subject to modification due to worsening weather conditions or changes necessary to correct an error or safety problem.

See You There!

*Dogmeat Dad*

## Stage 1 – Bay 3 – The Cowboys – Johnny Ringo You Retired Too?

- 10 Pistol:** **Cowboys:** Pistols loaded with 5 rounds each, hammers resting on empty chambers, and holstered.  
**Cops/1911:** Pistol loaded with 1 magazine containing 5 rounds, hammer resting on empty chamber, and holstered. Second magazine containing 5 rounds carried on person or staged on rest at Position 2.
- 10 Rifle:** **Cowboys/1911:** Rifle loaded with 10 rounds, hammer down on empty chamber, staged on rest at Position 2.  
**Cops:** Rifle loaded with 1 magazine containing 10 rounds, hammer down on empty chamber, staged on rest at Position 2.
- 4+ Shotgun:** **Cowboys/1911:** Shotgun, open and empty, staged on rest at Position 2.  
**Cops:** Shotgun, loaded with 4 rounds, hammer down on empty chamber, staged on rest at Position 2.



Wyatt Earp has “acquired” a Faro game at the Oriental Saloon and is working the table with Doc Holiday looking on. Curly Bill and Johnny Ringo enter the Saloon and make a beeline for the Faro table to confront Wyatt about his past time as a lawman. After Wyatt confirms to Curly Bill that he is “retired”, Johnny Ringo queries Doc Holiday...

### Gun Order: Shotgun Last

**Shooter starts at Position 1**, in front of Doc Holiday and the Faro Table, one hand on their pistol grip the other at their side.

**When ready say “You Retired Too?”**

**At the buzzer, Move To Position 2 and...**

**With Pistols:** Starting on either end, sweep the targets with 1 round on the first target, 3 rounds on the second target, 2 rounds on the center target, 3 rounds on the fourth target, and finish with 1 round on the last target.

**Note:** Cowboys Holster their pistols, Cops and 1911s stage their pistol on the rest, open and empty, until cleared by the RO.

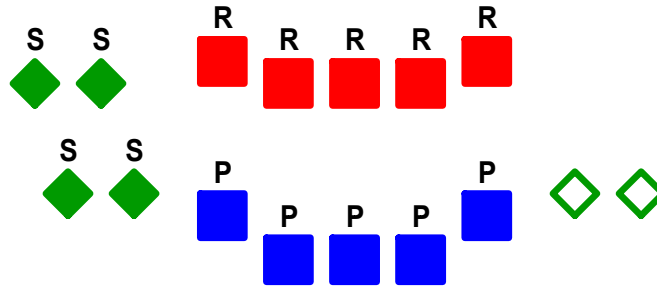
**With Rifle:** Repeat the pistol instructions, starting on either end, sweep the targets with 1 round on the first target, 3 rounds on the second target, 2 rounds on the center target, 3 rounds on the fourth target, and finish with 1 round on the last target. Make the rifle safe on the rest. **Note:** Rifle and Pistol sequences do not have to match.

**With Shotgun:** Take down the 4 shotgun targets in any order, make-ups in any order.

**Note:** Cops may stage extra shotgun rounds on the rest at the Position 2 if desired.

## Stage 2 – Bay 3 – Wyatt Earp Hell's Coming With Me!

- 10 Pistol:** **Cowboys:** Pistols loaded with 5 rounds each, hammers resting on empty chambers, and holstered.  
**Cops/1911:** Pistol loaded with 1 magazine containing 5 rounds, hammer resting on empty chamber, and holstered. Second magazine containing 5 rounds carried on person or staged on rest at Position 2.
- 10 Rifle:** **Cowboys/1911:** Rifle loaded with 10 rounds, hammer down on empty chamber, staged on rest at the Position 2.  
**Cops:** Rifle loaded with 1 magazine containing 10 rounds, hammer down on empty chamber, staged on the rest at the Position 2.
- 4+ Shotgun:** **Cowboys/1911:** Shotgun, open and empty, held in both hands at Position 1.  
**Cops:** Shotgun, loaded with 4 rounds, hammer down on empty chamber, held in both hands at Position 1.



Rest			
Position 1		Position 2	

Morgan Earp is dead, ambushed and shot in the back by the Cowboys. The Earp wives, along with Virgil Earp who was seriously injured in a previous attack, are taking Morgan's remains to California to be buried. Curly Bill tells Ike Clanton to take Frank Stillwell and "Finish It" and they lie in wait at the train station. But Wyatt, now a United States Marshall, is ready for them, he kills Stillwell, and then tells Ike, "You Tell'em The Law's Coming"...

### Gun Order: Shotgun, Rifle, Pistols.

**Shooter starts at Position 1**, holding their shotgun in both hands, but not shouldered.

**When ready say "And Hell's Comin' With Me!"**

### At the Buzzer:

**With Shotgun From Position 1:** Take down the four shotgun targets in any order, makeups in any order. Make the shotgun safe on the rest at either Position 1 or Position 2.

**Note:** Cops may stage extra shotgun rounds on the rest at the Position 1 if desired.

**Move to Position 2 and Grab your Rifle.** Place 1 round on each outside target, then place 2 rounds on each inside target, and then finish with 4 rounds on the center target. Make the rifle safe on the rest at the Position 2.

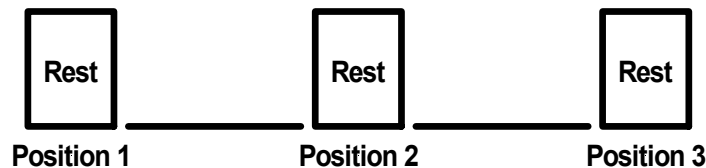
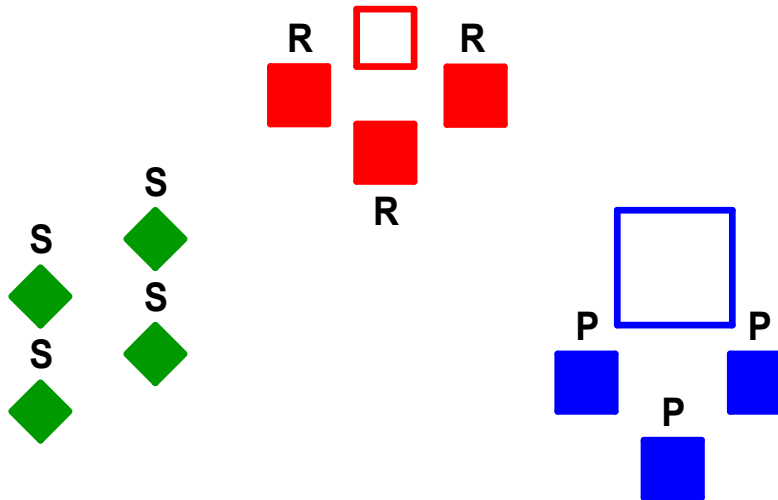
**From Position 2 Draw Your Pistol(s):** Repeat the rifle instructions and place 1 round on each outside target, then place 2 rounds on each inside target, then finish with 4 rounds on the center target.

**Note:** Cowboys Holster, Cops and 1911s stage their pistol on the rest, open and empty, until cleared by the RO.

**Note:** Rifle and Pistol sequences do not have to match.

## Stage 3 – Bay 5 – The Cowboys – Curly Bill Y'all Killed Two Cowboys!

10 Pistol:	Cowboys: Cops/1911:	Pistols loaded with 5 rounds each, hammers resting on empty chambers, and holstered. Pistol loaded with 1 magazine containing 5 rounds, hammer resting on empty chamber, and holstered. Second magazine containing 5 rounds carried or staged on the rest at Position 3.
10 Rifle:	Cowboys/1911: Cops:	Rifle loaded with 10 rounds, hammer down on empty chamber, staged on the rest at Position 2. Rifle loaded with 1 magazine containing 10 rounds, hammer down on empty chamber, staged on the rest at Position 2.
4+ Shotgun:	Cowboys/1911: Cops:	Shotgun, open and empty, staged on the rest at Position 1. Shotgun, loaded with 4 rounds, hammer down on empty chamber, staged on the rest at Position 1.



A wedding in Mexico and the groom is the head of the Mexican Police. Curly Bill and the Cowboys have ridden into town to crash the party and exact revenge for the death of two of the Cowboys. As the bride and groom exit the church Curly Bill confronts the wedding party holding the emblem of the Cowboys in his hands, Red Sashes...

### Gun Order: Shotgun, Rifle, Pistols.

**Shooter starts** standing at Position 1, holding a Red Sash in each hand.

**When ready,** shooter says "Y'all Killed Two Cowboys!"

### At the Buzzer...

**Drop The Sashes and Grab your Shotgun.** Take down the four shotgun targets in any order, makeups in any order. Make the shotgun safe on the rest at either Position 1.

Note: Cops may stage extra shotgun rounds on the rest at Position 1 if desired.

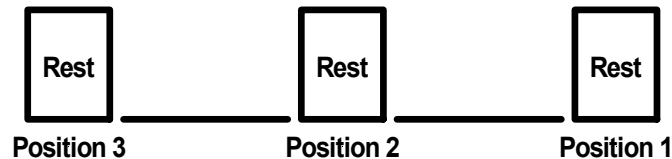
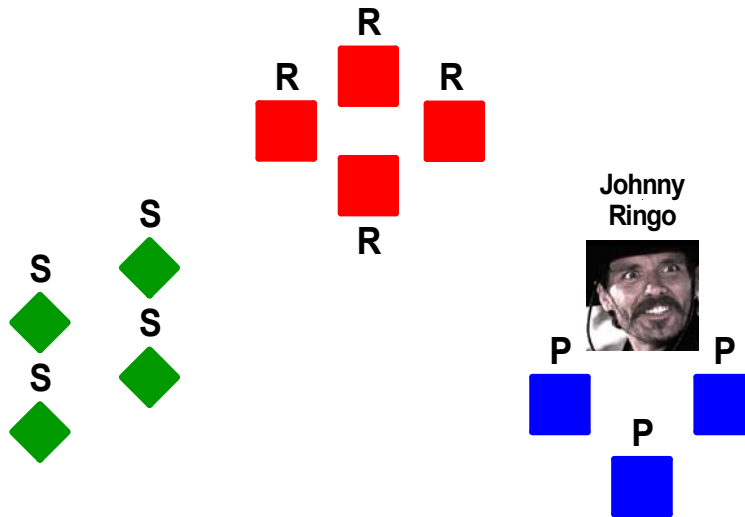
**Move to Position 2 and Grab your Rifle.** Starting on either end, sweep the three targets with 3 rounds on the first target, then 1 round on each of the other two targets, then starting on the opposite end, sweep the three targets with 3 rounds on the first target then 1 round one each of the other two targets. Make the rifle safe on the rest at Position 2.

**Move to Position 3 and Draw your Pistol(s).** Repeat the rifle instructions, starting on either end, sweep the three targets with 3 rounds on the first target, then 1 round one each of the other two targets, then starting on the opposite end, sweep the three targets with 3 rounds on the first target, then 1 round one each of the other two targets.

Note: Cowboys Holster, Cops and 1911s stage their pistol on the rest, open and empty, until cleared by the RO.

## Stage 4 – Bay 5 – Doc Holliday “Say When!”

10 Pistol:	Cowboys: Cops/1911:	Pistols loaded with 5 rounds each, hammers resting on empty chambers, and holstered. Pistol loaded with 1 magazine containing 5 rounds, hammer resting on empty chamber, and holstered. Second magazine containing 5 rounds carried or staged on the rest at Position 1.
10 Rifle:	Cowboys/1911: Cops:	Rifle loaded with 10 rounds, hammer down on empty chamber, staged on the rest at Position 2. Rifle loaded with 1 magazine containing 10 rounds, hammer down on empty chamber, staged on the rest at Position 2.
4+ Shotgun:	Cowboys/1911: Cops:	Shotgun, open and empty, staged on the rest at Position 3. Shotgun, loaded with 4 rounds, hammer down on empty chamber, staged on the rest at Position 3.



Johnny Ringo has challenged Wyatt to a one on one gunfight to end this once and for all. Wyatt tells Doc that he knows can't beat him and Doc, sick in bed, agrees. Wyatt goes anyway, but Doc isn't as sick as he pretends and, before Wyatt arrives, Doc shows up and confronts Johnny saying they had a previous engagement, "Playing For Blood, Remember"...

### Gun Order: Pistols, Rifle, Shotgun.

**Shooter starts** standing at Position 1, one had on a pistol grip, the other hand at their side.

**When ready**, shooter says "Say When!"

**At the Buzzer...**

**Draw your Pistol(s):** Place the first round on Johnny Ringo, then place 2 rounds on each of the outside targets in any order, then place 1 round on the bottom target, and then finish by placing 2 rounds on each of the outside targets in any order. Shooter will receive a 5 second bonus if their shot on Johnny is in, or touching, the bullseye circle.

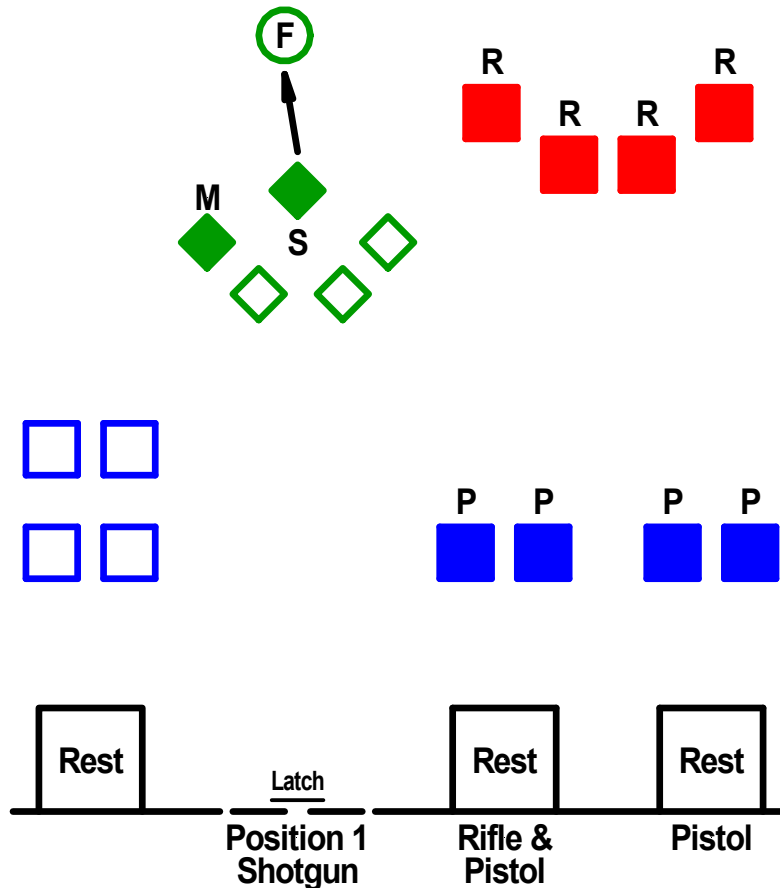
**Note:** Cowboys Holster, Cops and 1911s stage their pistol on the rest, open and empty, until cleared by the RO.

**Move to Position 2 and Grab your Rifle.** Repeat the pistol instructions, by placing 1 round on the top target, then place 2 rounds on each of the outside targets in any order, then place 1 round on the bottom target, and then finish by placing 2 rounds on each of the outside targets in any order, Make the rifle safe on the rest at Position 2.

**Move to Position 3 and Grab your Shotgun.** Take down the four shotgun targets in any order, makeups in any order. Make the shotgun safe on the rest. **Note:** Cops may stage extra shotgun rounds on the rest as required.

## Stage 5 – Bay 6 – The Cowboys – “*Sheriff*” Behan Bet On It!

10 Pistol:	Cowboys: Cops/1911:	Pistols loaded with 5 rounds each, hammers resting on empty chambers, and holstered. Pistol loaded with 1 magazine containing 5 rounds, hammer resting on empty chamber, and holstered. Second magazine containing 5 rounds carried on person or staged on any rest.
10 Rifle:	Cowboys/1911: Cops:	Rifle loaded with 10 rounds, hammer down on empty chamber, staged at the Rifle Position. Rifle loaded with 1 magazine containing 10 rounds, hammer down on empty chamber, staged at the Rifle Position.
3+ Shotgun:	Cowboys/1911: Cops:	Shotgun, open and empty, held in both hands at Position 1. Shotgun, loaded with 3 rounds, hammer down on empty chamber, held in both hands at Position 1.



After the fight at the OK Corral, Curly Bill sets out to kill all the Earps, including their wives. Sheriff Behan, secretly one of the Cowboys, tells Josie that “After tonight there will be one man in charge of Tombstone, “You’ll be happy to know him. Bet on it!” Josie rushes out to warn the Earps wives just before the gunman attacks...

**Shooter starts** standing at Position 1, the closed door, shotgun shouldered and ready to fire, and pointing at the latch holding the door closed. One round to be chambered/loaded at the instruction of the T.O.

**When ready**, shooter says “*Bet On It!*”

**At the buzzer, with the Shotgun**, blast the zip-tie holding the doors shut. If the zip-tie does not break, the shooter will get a restart. After the doors swing open, engage the bird launcher and then the flying bird. If the shooter misses the flying bird, they have the option to make up that miss by engaging the makeup target. If the shooter accidentally blasts the door, they will incur a 10 second safety penalty. **Note:** Cops may stage extra shotgun rounds at Position 1.

**Move to the Rifle Position**, make the shotgun safe on the rest, and **Grab your rifle**. Starting on either outside target, sweep the four targets with 3 rounds on the first target, 2 rounds on the second target, 3 rounds on the third targets, and finish with 2 rounds on the fourth target for a 3-2-3-2 sweep. Make the rifle safe on the rest at Rifle Position.

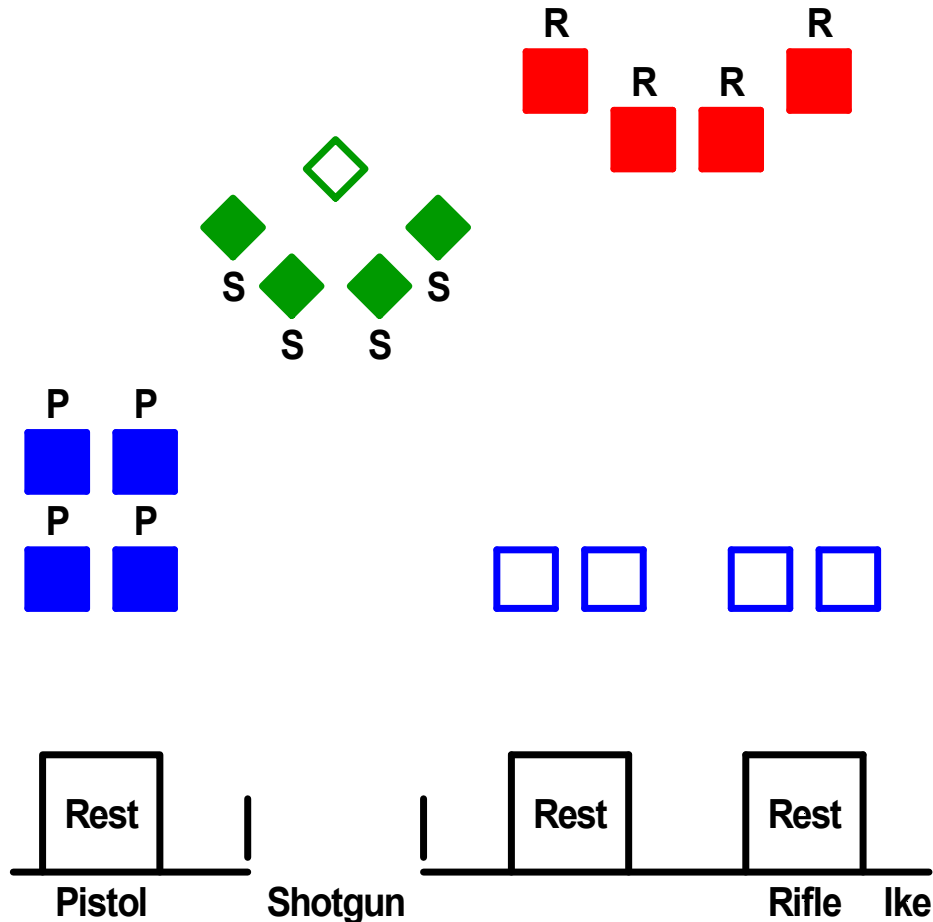
**Draw your Pistol(s)**, and with your first five pistol rounds, starting on either target, put 3 rounds on the first target and 2 rounds on the second target.

**Move To the far right Pistol Position**, and with your second five pistol rounds, starting on either targets, put 3 rounds on the first target and 2 rounds on the second target.

**Note:** Cowboys Holster, Cops and 1911s stage their pistol on the rest, open and empty, until cleared by the RO.

## Stage 6 – Bay 6 – Wyatt Earp I'll Make Your Head Into A Canoe

- 10 Pistol:** **Cowboys:** Pistols loaded with 5 rounds each, hammers resting on empty chambers, and holstered.  
**Cops/1911:** Pistol loaded with 1 magazine containing 5 rounds, hammer resting on empty chamber, and holstered. Second magazine containing 5 rounds carried on person or staged at Pistol Position.
- 10 Rifle:** **Cowboys/1911:** Rifle loaded with 10 rounds, hammer down on empty chamber, staged on rest at Rifle Position.  
**Cops:** Rifle loaded with 1 magazine containing 10 rounds, hammer down on empty chamber, staged on rest at Rifle Position.
- 4+ Shotgun:** **Cowboys/1911:** Shotgun, open and empty, staged on a rest at any Position.  
**Cops:** Shotgun, loaded with 4 rounds, hammer down on empty chamber, staged on a rest at any Position.



Curly Bill, recently having visited the opium den, is wandering the streets of Tombstone literally shooting at the moon. When confronted by town Sheriff Fred White, Curly Bill begins to hand over his pistols when he “accidentally” shoots and kills Sheriff White. Wyatt arrives and subdues Curly Bill, and then the Cowboys show up. Ike Clanton tells Wyatt that the Cowboys will tear him apart if he doesn’t turn Curly Bill loose, to which Wyatt responds...

### Gun Order: Rifle First.

**Shooter starts** standing in front of Ike with one hand holding the prop pistol to Ike’s forehead.

**When ready say “I’ll Make Your Head Into A Canoe!”**

**At the Buzzer, Move to the Rifle Position, Grab your Rifle,** starting on either end, double tap sweep the first three targets, then starting on the opposite end, sweep all four targets with 1 round each. Make the rifle safe on the rest at the Rifle Position.

**With Shotgun from the Shotgun Position,** and take down the 4 shotgun targets in any order, make ups in any order. Make the shotgun safe on any rest. Note: Cops may stage extra shotgun rounds at Position 1.

**With Pistol(s) from the Pistol Position,** starting on any target, double tap the first three targets, then place 1 round each on all four of the targets.

Note: Cowboys Holster, Cops and 1911s stage their pistol on the rest, open and empty, until cleared by the RO.