

# **The Damascus Wildlife Rangers** **Saturday, November 09, 2024**

Welcome to the Final Match of the  
**27<sup>th</sup> Season** of the  
Damascus Wildlife Rangers.

The Stages for the November 09, 2024  
match are shown on the following pages.

The weather is predicted to be cool but  
mostly sunny, so come on out and enjoy  
the nice fall weather as we close out our  
2024 season.

The Boy Scouts will be there with lunch  
in the clubhouse after the match!

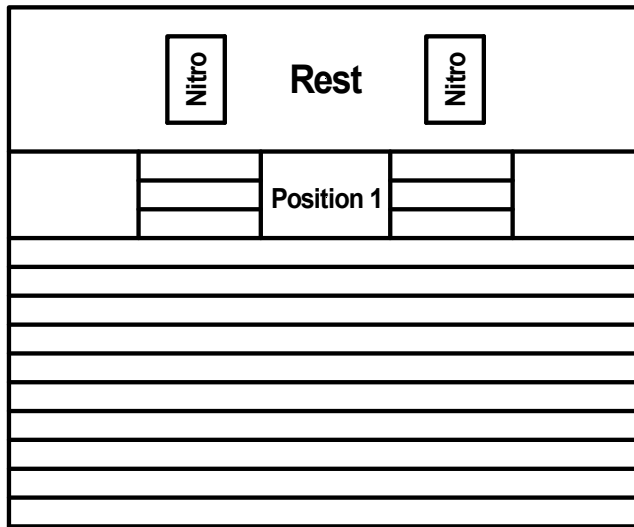
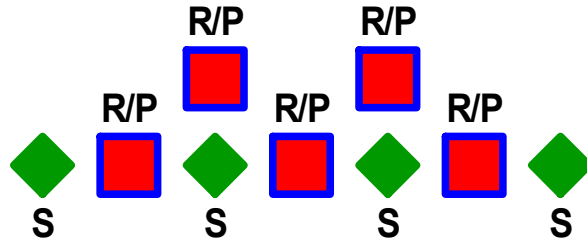
As usual, these stages are subject to  
modification due to worsening weather  
conditions or changes necessary to  
correct an error or safety problem.

See You There!

*Dogmeat Dad*

# I'll Show You Fast!

Stage Number 1  
 Field Number 3  
 # Rifle 10  
 # Pistol 10  
 # Shotgun 4+



**Rifle** is loaded with 10 rounds; hammer down on empty chamber staged on the rest at Position 1.  
**Pistols** are holstered with 5 rounds each, hammers down on empty chambers.  
**Shotgun** is staged open and empty on the rest at Position 1.

**Gun Order: Pistols, Rifle, Shotgun.**

**Shooter starts standing at Position 1**, both hands on pistol grips.

**When ready**, shooter says *“Fast? I’ll Show You Fast!”*

**At the buzzer...**

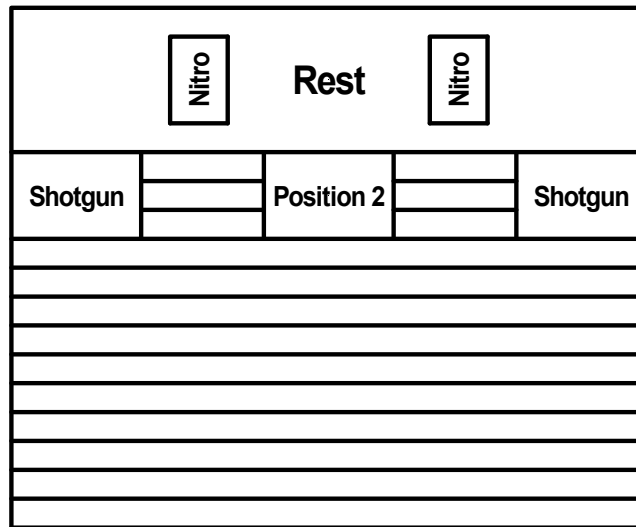
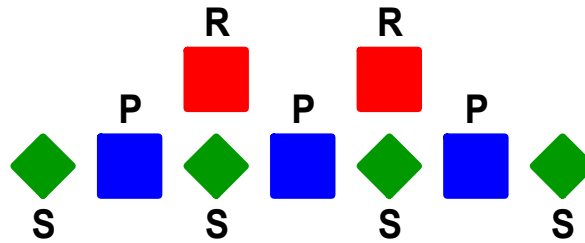
**Draw Your Pistol(s):** Starting on either end, Double Tap Sweep the three bottom targets, then alternate on the top two targets for 4 rounds. Holster your pistols.

**Grab Your Rifle:** Repeat the pistol instructions with the rifle, and starting on either end, Double Tap Sweep the three bottom targets, then alternate on the top two targets for 4 rounds. Make the rifle safe.

**With Shotgun:** Take down the 4 knockdown targets in any order, make-ups in any order. Make the shotgun safe on the rest.

# I'll Blow You All To Smithereens!

**Stage Number** 2  
**Field Number** 3  
**# Rifle** 10  
**# Pistol** 10  
**# Shotgun** 4+



**Rifle** is loaded with 10 rounds; hammer down on empty chamber staged on the rest at Positon 2.

**Pistols** are holstered with 5 rounds each, hammers down on empty chambers.

**Shotgun** is staged open and empty on the rest at either Shotgun Position.

**Gun Order:** Shotgun, Rifle, Pistols, Shotgun or Shotgun, Pistols, Rifle, Shotgun.

**Shooter starts standing at either Shotgun Position**, holding the dynamite in both hands.

**When ready**, shooter says *“I’ll Blow You All To Smithereens!”*

**At the buzzer...Drop the Dynamite, then...**

**Grab your Shotgun:** Take down the 2 knockdown targets in any order, make-ups, in any order, must be made from this position. Taking your shotgun with you, **Move to Position 2** and make the shotgun safe at either Position 2 or the other Shotgun Position.

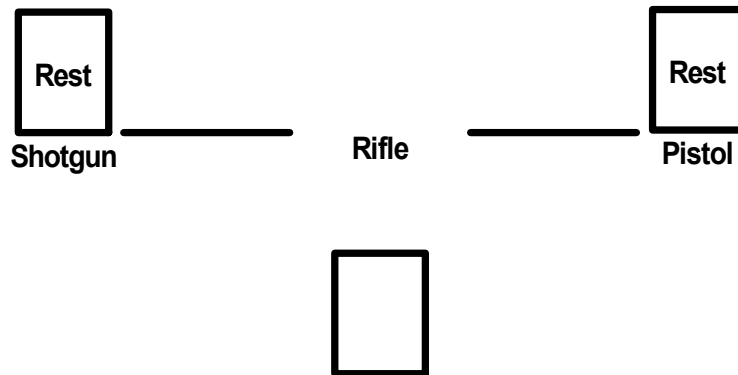
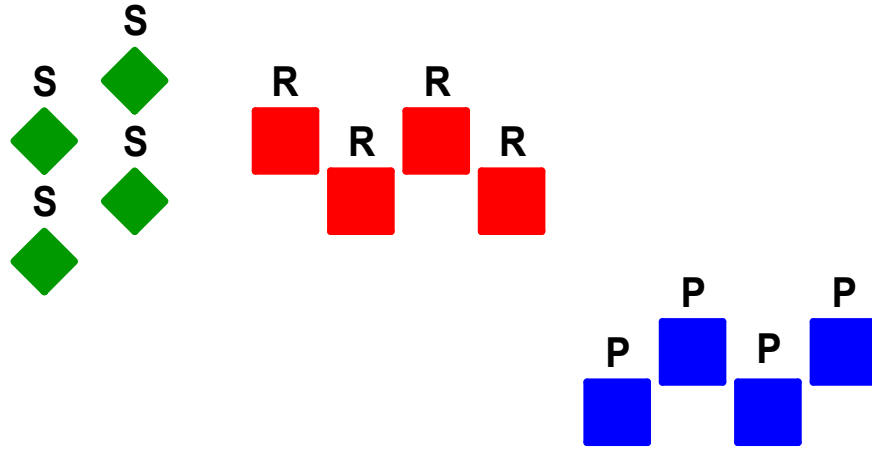
**At Position 2, with your Rifle:** Starting on either target, put 3 rounds on the first target, then 2 rounds on the other target, then starting on the opposite target, and put 3 rounds on the first target, then 2 rounds on the other target. Each target should end up with 5 rounds. Make the rifle safe on the rest.

**At Position 2, with your Pistol(s):** Starting on either outside target, put 3 rounds on that target, then 2 rounds on the center target, then starting on the other outside target, and put 3 rounds on that target, then 2 rounds on the center target. Holster your pistols.

**Grab your Shotgun and Move to the other Shotgun Position:** Take down the 2 knockdown targets in any order, make-ups in any order. Make the shotgun safe on the rest.

# Fast Is Fine, But...!

Stage Number 3  
 Field Number 5  
 # Rifle 10  
 # Pistol 10  
 # Shotgun 4+



**Rifle** is loaded with 10 rounds; hammer down on empty chamber staged at either Shotgun or Pistol Position.

**Pistols** are holstered with 5 rounds each, hammers down on empty chambers.

**Shotgun** is staged open and empty on the rest at the Shotgun Position.

**Gun Order: Pistols, Rifle, Shotgun or Shotgun, Rifle Pistols.**

**Shooter starts standing at either the Shotgun or Pistol Position**, both hands in low surrender position.

**When ready**, shooter says *“Fast Is Fine, But...!”*

**At the buzzer...**

**With Pistol(s) from Pistol Position:** Using all four targets, place 2 rounds on each outside target, and 3 rounds on each inside target, in any order. This is a Round Count scenario. Holster your pistols.

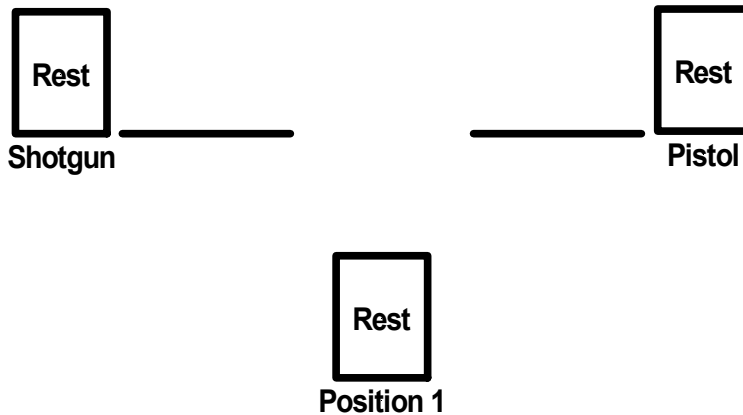
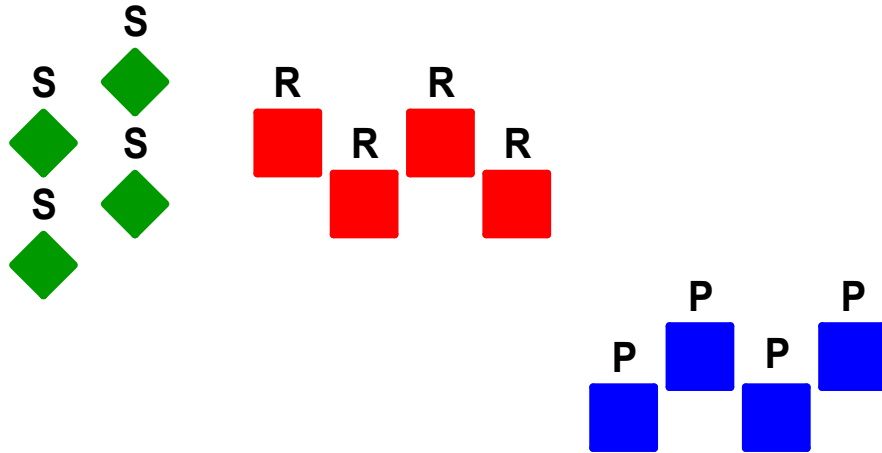
**Grab Your Rifle and Move to the Rifle Position:** Repeat the pistol instructions and using all four targets, place 2 rounds on each outside target, and 3 rounds on each inside target, in any order. This is a Round Count scenario. All rifle rounds must pass between the two fence posts. Make the rifle safe at either the Pistol or Shotgun Position.

**With Shotgun from the Shotgun Position:** Take down the 4 knockdown targets in any order, make-ups in any order. Make the shotgun safe on the rest.

**Note: The Rifle and Pistol sequences do not have to match.**

# Accuracy Is Final!

Stage Number 4  
 Field Number 5  
 # Rifle 10  
 # Pistol 10  
 # Shotgun 4+



**Rifle** is loaded with 10 rounds; hammer down on empty chamber, staged on the rest at Position 1.

**Pistols** are holstered with 5 rounds each, hammers down on empty chambers.

**Shotgun** is staged open and empty on the rest at the Shotgun Position.

**Gun Order: Rifle First.**

**Shooter starts standing at Position 1**, one hand pointing at the first target, the other at their side.

**When ready**, shooter says “...*Accuracy Is Final!*”

**At the buzzer...**

**Grab Your Rifle:** Starting on either end, sweep the targets in a 1-2-1-1 sweep, then starting on the other end, sweep the targets with a 1-2-1-1 sweep. All rifle rounds must pass between the two fence posts. Make the rifle safe at either the Pistol or Shotgun Position.

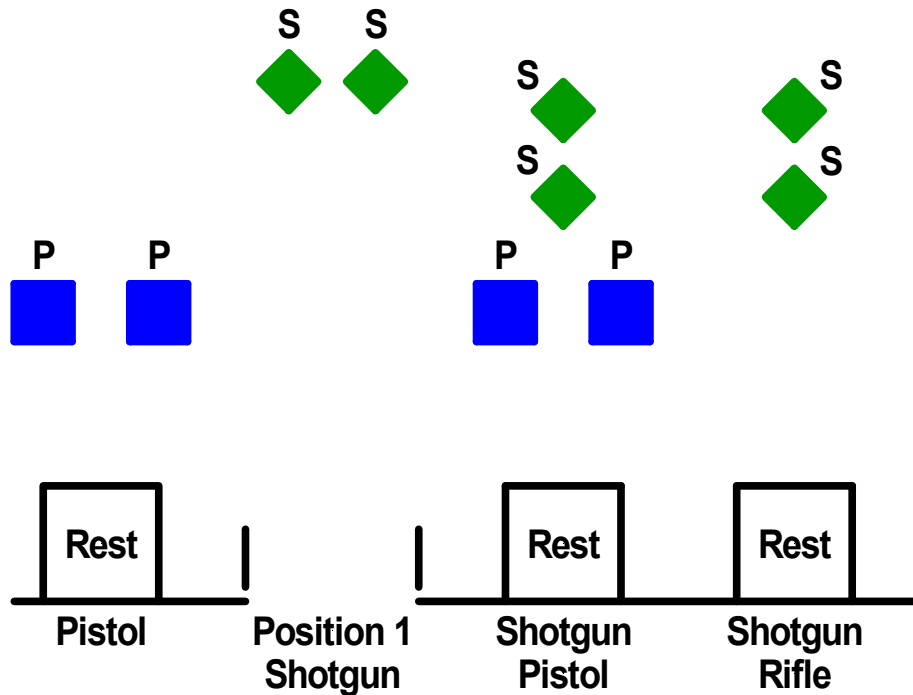

**With Pistols From Pistol Position:** Repeat the rifle instructions and starting on either end, sweep the targets in a 1-2-1-1 sweep, then starting on the other end, sweep the targets with a 1-2-1-1 sweep. Holster your pistols.

**With Shotgun From Shotgun Position:** Take down the 4 knockdown targets in any order, make-ups in any order. Make the shotgun safe.

**Note: Rifle and Pistol sequences do not have to match.**

# A Heck Of A Week To Give Up Drinkin'!

Stage Number 5  
 Field Number 6  
 # Rifle 10  
 # Pistol 10  
 # Shotgun 6+



**Rifle** is loaded with 10 rounds; hammer down on empty chamber staged on the rest at the Rifle Position.  
**Pistols** are holstered with 5 rounds each, hammers down on empty chambers.  
**Shotgun** is held open and empty at Position 1.

**Gun Order: Shotgun First, Rifle Not Last.**

**Shooter starts standing at Position 1**, holding the shotgun, open and empty, in both hands.

**When ready**, shooter says *"A Heck Of A Week To Give Up Drinkin'!"*

**At the buzzer...**

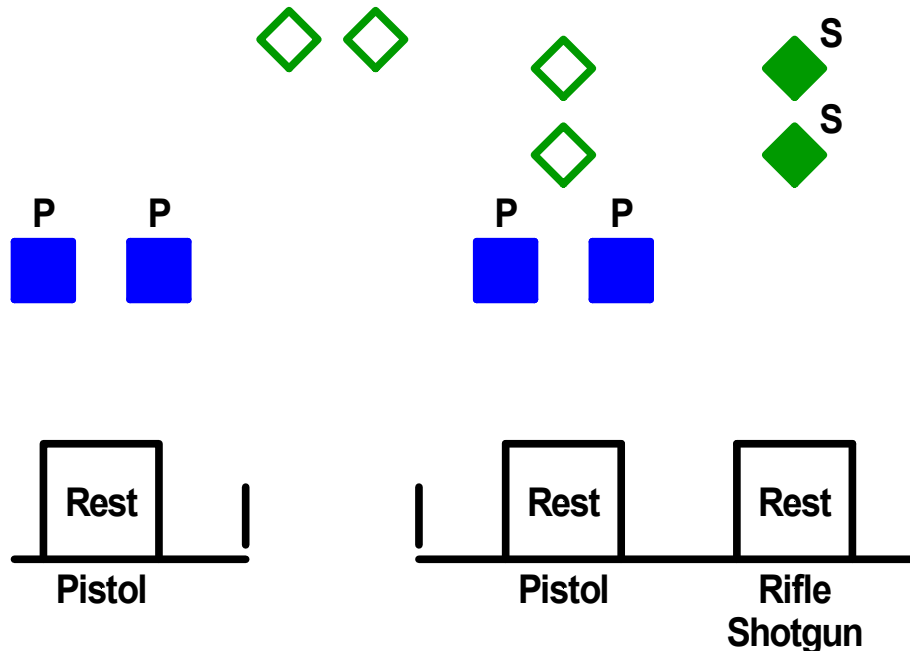
**With Shotgun from Shotgun Positions:** Engage 2 targets from each shotgun position, make-ups must be made where first engaged. Make the shotgun safe.

**With Rifle from Rifle Position:** Starting on either end, sweep the four rifle targets with a 1-4-1-4 sweep, putting 1 round on the first target, 4 rounds on the second target, 1 round on the third target, and finish with 4 rounds on the fourth target. Make the rifle safe.

**With Pistols from Both Pistol Positions:** Starting on either target, put 1 round on the first target and then put 4 rounds on the second target. Repeat from the second pistol position, starting on either target, and put 1 round on the first target and then put 4 rounds on the second target. Holster your pistols.

# Whiskey or Rye?

Stage Number 6  
 Field Number 6  
 # Rifle 10  
 # Pistol 10  
 # Shotgun 2+



**Rifle** is loaded with 10 rounds; hammer down on empty chamber staged on the rest at the Rifle Position.  
**Pistols** are holstered with 5 rounds each, hammers down on empty chambers.  
**Shotgun** is staged open and empty on the rest at the Shotgun Position.

**Gun Order: Rifle Not Last.**

**Shooter starts standing at either Left Pistol Window or Shotgun Position**, touching either the Whiskey or Rye bottle with both hands. (Bottle may be sitting on rest or held)

**When ready**, shooter says ***“I Believe I’ll Have (Insert The Name Of Your Beverage Of Choice)”***

**At the buzzer...**

**With Shotgun from Shotgun Position:** Take down the 2 knockdown targets in any order, make-ups in any order. Make the shotgun safe.

**With Rifle from Rifle Position:** Starting on either end, shoot a Continuous 10 Round Nevada Sweep on the four targets. Make the rifle safe.

**With Pistols from Both Pistol Positions:** Starting on either target, alternate on the two targets for 5 rounds. Repeat from the second pistol position and, starting on either target, alternate on the two targets for 5 rounds. Holster your pistols.